




Introduction


The *GE Protimeter Mini BLD2000* is used to measure the moisture content of wood and the wood moisture equivalent (WME) value of other non-conductive materials.



1 Procedure for Using the Protimeter Mini BLD2000

To use the Protimeter Mini BLD2000, do the following:

1. Remove the cap to expose the needle electrodes.
2. Switch the instrument **ON** by pressing and releasing the  button. Ensure that the battery symbol is illuminated (if it is flashing, the battery should be replaced).
3. Push the pins into the surface of the material to be tested and observe the reading.
4. Alternatively, take moisture readings by using optional electrodes connected via the socket on the right-hand side of the instrument.
5. After use, replace the cap and switch the meter **OFF** by pressing and holding the  button, or allow the instrument to switch **OFF** automatically.

Note: While the  button is pressed, the current reading is held on the display; after 3 seconds it will flash to signify that the instrument will switch **OFF** when released.

2 Automatic Switch-Off Adjustment

Note: To maximize battery life, the instrument is programmed to switch off automatically after one minute. If desired, the auto switch-off can be set at longer time periods, but this reduces the working life of the battery.

To change the auto switch-off, do the following:



1. Press and hold the  button for three seconds until the LED adjacent to 6 %WME starts flashing.
2. As soon as the LED starts to flash, release the  button and then press repeatedly to select the desired auto switch-off time, as listed in Table 1 below.

Table 1: Auto Switch Off Time

WME Scale Value	Auto Switch Off Time	WME Scale Value	Auto Switch Off Time
6	60 seconds	18	180 seconds
9	90 seconds	21	210 seconds
12	120 seconds	24	240 seconds
15	150 seconds		



3 Measurement Range and Interpretation

In wood, the Protimeter Mini BLD2000 measures the moisture content from 6 – 28%, the level at which the fibers are saturated. In other non-conductive materials, the instrument measures the **WME** value up to 28%.

The WME value is the theoretical moisture level that would be attained by wood that is in moisture equilibrium with the material being tested. The full measurement range is from 6 – 90, but values over 28 are relative; they indicate increasingly high levels of moisture rather than actual moisture content.

The color-coded zones signify the moisture condition of the material under investigation. The **green**, **yellow**, and **red** color-coded zones indicate the following:

- Material in the **green** zone is in a safe air-dry condition.
- In the **yellow** zone, moisture levels are higher than normal but not critical; further investigation is recommended.
- The **red** zone represents excessive moisture levels. If sustained, red zone moisture levels will lead to decay in organic materials.

4 Battery

The Protimeter Mini BLD2000 is powered by one 6F22 9V battery. Replace it when the low battery symbol flashes by removing the cover on the back of the instrument. Ensure correct polarity when inserting the new battery.

5 Calibration Check

Check the calibration of the Protimeter Mini BLD2000 in accordance with your quality control procedures by holding the electrode needles across the exposed wires of the Protimeter “*Calcheck*” device.

Correctly calibrated instruments will register a value of 17 – 19. Instruments that register a value outside this range should be returned to GE Sensing or to an authorized GE Protimeter distributor for servicing.

6 Care and Maintenance

Store the instrument in a dry and stable environment. Remove the battery if the instrument is not in regular use.

The information contained in this leaflet is given in good faith. As the method of use of the instrument (and its accessories) and the interpretation of the readings are beyond the control of the manufacturers, they cannot accept responsibility for any loss, consequential or otherwise, resulting from its use.

USA

1100 Technology Park Drive
Billerica, MA 01821-4111
Web: www.gesensing.com/protimeterproducts

Ireland

Shannon Industrial Estate
Shannon, County Clare
Web: www.gesensing.com/protimeterproducts

Protimeter Mini[®] is a registered trademark of GE