

# Elcometer 266 DC Holiday Detector

Can be used in accordance with:

ANSI/AWWA C213\*, AS 3894.1, ASTM C 536, ASTM C 537, ASTM D 4787, ASTM D 5162-B, ASTM G 62-B, BS1344-11, DIN 55670, EN 14430, ISO 2746, ISO 29601, JIS K 6766, NACE RP0274, NACE RP0188\*, NACE RP0190\*, NACE RP0490\*, NACE SP0188, NACE SP0490



The Elcometer 266 revolutionises high voltage DC testing of coatings porosity detection making it safer, easier and more reliable than ever before.

The Elcometer 266 holiday detector can be used to test porosity on coatings up to 7.5mm thick and is ideal for inspecting coatings on pipelines and other protective coatings. This holiday tester features a built-in voltage calculator which will determine and set the correct test voltage based upon the test standard and the thickness of coating being tested.

## Features

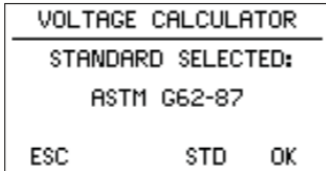
- Voltage calculator automatically sets the correct voltage from your coating thickness value
- Adjustable Voltage:
  - 0.5kV - 1kV in 50V steps
  - 1kV to 30kV in 100V steps
- Dual safety switch on handle to avoid accidental switch on (Grey / orange probe handles only)
- Internal Voltmeter / Jeep tester ensures that the test voltage equals the selected voltage
- Visual and audible alarms, Bright LEDs on the handle, as well as a loud buzzer, clearly indicate when a holiday is detected
- To change maximum voltage range, select a different handle; 5kV, 15kV or 30kV DC or 30kV DC continuous
- A wide range of probe brushes and rolling springs available

## Elcometer 266 DC Holiday Detector Safety Features

- Dual safety switch on handle to avoid accidental switch on. 2-stage safety switch ensures that if the Elcometer 266 handle is not gripped, the handle will switch off.
- Specialised ribbing provides superior protection while an optional second hand grip is ideal for two handed use. This holiday detector has been specifically designed to meet standard EN61010.
- The speaker on the gauge clearly emits a ticking noise to indicate that there is voltage at the handle.
- A loud audible alarm is activated when a spark is detected. The beep volume can also be adjusted to ensure it can be heard - even in noisy environments.

\* Standards not in **bold** have been superseded but are still recognised in some industries.

## Elcometer 266 DC Holiday Detector Features Explained



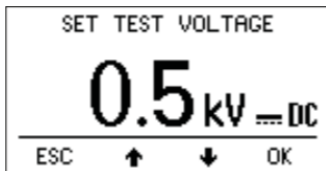
### Voltage calculator

Automatically sets the correct voltage from your coating thickness value. No need to use look up tables. Enter the test standard and the coating thickness and the gauge will automatically programme the correct voltage.



### Adjustable Voltage

No need for screwdriver: 0.5kV - 1kV in 50V steps, 1kV to 30kV in 100V steps. Sensitivity to current can be manually preset or automatically adjusted by the gauge for partially conductive coatings.



### Internal Voltmeter / Jeep tester

Ensures that the test voltage equals the selected voltage. The closed loop system ensures that the generated test voltage is accurately measured and continuously controlled, regardless of climatic conditions.

### Interchangeable probe handles

Available, 5kV, 15kV and 30kV DC and DC continuous versions.



### Audible and visual alarms

Visual and audible alarms are activated when a flaw is detected. Bright LEDs on the handle, as well as a loud audible alarm, clearly indicate if the gauge is on (Red) and when a spark is detected (Blue).



### Battery pack

Can be recharged inside or outside the gauge for continued use. Batteries are fully charged within 4 hours and provide up to 40 hours continuous use between charges.



### Screen display

Large, backlit display enables easy viewing even in dark environments. When a flaw is detected the backlight also flashes.



### Second hand grip

The optional second hand grip is designed for two handed use without compromising its safety. Ideal for testing pipes and tank floors.



### Universal probe adaptors

Enables the Elcometer 266 to work with all major holiday detector accessories.



## Technical Specifications

| Part Number                    | Description   | Certificate |
|--------------------------------|---|-------------|
| D266----4                      | Elcometer 266 <sup>1</sup>                                      | o           |
| High Voltage Output Accuracy   | ±5% or ±50V below 1000 Volts                                    |             |
| Operating Temperature          | 0°C to 50°C   |             |
| Power Supply                   | Rechargeable battery Pack; battery fully charged within 4 hours |             |
| Measured Current Flow Accuracy | ±5% of full scale   |             |
|                                | 0 - 100µA maximum Output Current                                |             |
| Typical Battery Life -         | DC5: 40 (20) hours  |             |
| Backlight Off (On)             | DC15: 20 (15) hours   |             |
|                                | DC30: 10 (8) hours  |             |
| Instrument Case Dimensions     | Waterproof, ABS case; 520 x 370 x 125mm                         |             |
| Weight                         | Base unit (including battery pack): 1.2kg                       |             |
|                                | Handle: 0.6kg   |             |


<sup>1</sup> The Elcometer 266 does not include the probe handle; please select the required handle from the accessories  
o Optional Calibration Certificate available

## Packing List

|  |
|--|
| Elcometer 266 DC Holiday Detector              |
| Battery pack                                   |
| Curly connection cable for high voltage handle |
| 10m signal return lead                         |
| Battery charger with UK, EUR, US and AUS plugs |
| Band Brush                                     |
| Shoulder Strap                                 |
| Tough plastic carry case                       |
| Operating instructions                         |



## Video



### YouTube Video - An Introduction to Pinholes and Holidays – Porosity Detection

(Click on the image to the left to view the video)

Corrosion is caused by two things – a steel substrate and oxygen, while contaminants such as water can accelerate the process. The coating is there to protect the steel from oxygen and contaminants. A flaw in the coating can leave the substrate poorly protected, or in some cases completely exposed.

## Accessories

(see separate Accessories leaflet for a comprehensive list of Accessories including Right Angle Probes, Rolling Springs)

| Part Number  | Description                                       | Voltage Range     | Certificate |
|--------------|---|-------------------|-------------|
| T26620033-1  | Elcometer 266 Probe Handle Voltage <sup>1</sup>   | DC5 (0.5 - 5kV)   | o           |
| T26620033-1C | Elcometer 266 Probe Handle Certified <sup>1</sup> | DC5 (0.5 - 5kV)   |             |
| T26620033-2  | Elcometer 266 Probe Handle Voltage <sup>1</sup>   | DC15 (0.5 - 15kV) | o           |
| T26620033-2C | Elcometer 266 Probe Handle Certified <sup>1</sup> | DC15 (0.5 - 15kV) |             |
| T26620033-3  | Elcometer 266 Probe Handle Voltage <sup>1</sup>   | DC30 (0.5 - 30kV) | o           |
| T26620033-3C | Elcometer 266 Probe Handle Certified <sup>1</sup> | DC30 (0.5 - 30kV) |             |
| T26620081    | Second Hand Grip                                  |                   |             |

<sup>1</sup> The Elcometer 266 does not include the probe handle; please select the required handle from the accessories  
o Optional Calibration Certificate available

**NB: The High Voltage Technique can be used to locate flaws in coatings on concrete. As most concrete conducts electricity (due to moisture inherent in concrete), the Elcometer 266 can be used.**