

Elcometer MTG6 Ultrasonic Material Thickness Gauge

Can be used in accordance with:
ASTM E797, EN 14127, EN15317



With a choice of calibration options, measurement modes – including high speed scan mode, display options and data-logging, the MTG6 is ideal for taking readings on a wide range of coated and uncoated materials and downloading data for further analysis and reporting.

As well as all the features of the MTG2 & MTG4, the MTG6 has additional calibration options; 2-Point, Velocity and known Thickness Value.

Measurement Mode

The MTG6 offers Velocity Mode (VM) which is ideal for determining the homogeneity of a material/alloy and the correct velocity of a material for calibration.

Using Scan Mode, readings can be taken at a rate of 16Hz (16 readings per second) over a large surface area. When the transducer is lifted off the surface, the average, lowest and highest thickness value is displayed making scan mode ideal for checking a sample's overall uniformity.

Display Mode

With a user definable display, users can choose to view readings, statistical information, bar graph - an analogue representation of the current reading together with the highest (Hi) , lowest (Lo); and average (x), reading or a run chart; a trend graph of the last 20 readings.

Data Logging & Data Output

The MTG6 has a single batch gauge memory and can store up to 1,500 readings. Compatible with both ElcoMaster® and ElcoMaster® Mobile Apps, readings can be downloaded via USB or Bluetooth® to PC, iOS or Android™ devices for further analysis and reporting.

Features

- Pulsed-Echo (P-E), Echo-Echo ThruPaint™ & Velocity (VM) measurement modes
- 2-Point, 1-Point, Material, Velocity, Thickness Set and Factory calibration options
- User selectable measurement rate; 4, 8, 16 readings per second
- User selectable reading resolution; 0.1mm or 0.01mm
- Scan Mode
- Readings, Selected Statistics, Bar Graph & Run Chart
- Gauge memory; single sequential batch of up to 1,500 readings
- USB and Bluetooth® data output to ElcoMaster® and ElcoMaster® Mobile Apps

Android™ 



Introducing the Material Thickness Gauge MTG

Ergonomic, rugged, accurate and easy to use, the Elcometer NDT MTG range of Ultrasonic Material Thickness Gauges is ideal for measuring and recording material thickness from just 0.63mm to 500mm.



Easy

The MTG range of ultrasonic thickness gauges have been designed specifically to make them easy to use, calibrate, take readings and create inspection reports.



Accurate

With a measurement accuracy of $\pm 1\%$ up to 500mm in Pulsed-Echo (P-E) mode and 25mm in Echo-Echo ThruPaint™ (E-E) mode, accurate and repeatable readings can be taken on smooth, rough and curved, coated or uncoated surfaces. The stability indicator provides a visual indication of both the strength and reliability of the ultrasonic signal.



Efficient

The MTG8 has a user selectable measurement rate of 4, 8 and 16 Hz (4, 8 or 16 readings per second). The unit also has a high speed scan mode allowing 140+ readings per minute to be taken on large surface areas.

Powerful

The MTG8 has data-logging functionality. The unit stores up to 100,000 readings in up to 1,000 sequential or grid type batches, with alpha-numeric batch naming. Compatible with ElcoMaster® and ElcoMaster® Mobile Apps, data can be downloaded via USB or Bluetooth® direct to PC, iOS* or Android™ mobile devices for instant report generation.

Rugged

With a scratch and solvent resistant display, sealed, heavy duty and impact resistant design - dust and waterproof equivalent to IP54 - the MTG range is suitable for use in the harshest of environments.



Large easy to read measurements



Cross Sectional 2D- B-Scan, ideal for relative depth analysis



In scan mode the gauge takes readings at a rate of 16 Hz per second

Technical Specifications

	MTG2	MTG4	MTG6	MTG8
Easy to use menu structure in multiple languages	•	•	•	•
Tough, impact, waterproof and dust resistant - equal to IP54	•	•	•	•
Bright colour screen with permanent backlight	•	•	•	•
Ambient light sensor, with adjustable brightness	•	•	•	•
Scratch and solvent resistant display; 2.4" (6cm) TFT	•	•	•	•
Large positive feedback buttons	•	•	•	•
USB power supply via PC	•	•	•	•
Low battery indicator	•	•	•	•
Emergency light	•	•	•	•
Tap awake from sleep	•	•	•	•
Gauge software updates ¹ via ElcoMaster® Software	•	•	•	•
2 year gauge warranty ²	•	•	•	•
Limits: 40 user definable audible & visual pass/fail warnings				•
Measurement Mode				
Pulsed Echo (P-E)	•	•	•	•
Echo-Echo ThruPaint™ (E-E)		•	•	•
Velocity Mode (VM)			•	•
Measurement Rate				
4, 8, 16Hz	4Hz	4Hz	4, 8, 16Hz ³	4, 8, 16Hz ³
Thickness Range⁴				
P-E: 0.63-500mm	•	•	•	•
E-E: 2.54 - 20.00mm		•	•	•
Velocity Range				
			1250 - 10,000m/s	
Measurement Accuracy⁵				
	±1% or ±0.1mm		±1% or ±0.05mm	
Measurement Units (selectable)				
	mm		mm or m/s	
Repeatability / Stability Indicator				
	•	•	•	•
Display Mode:				
Reading	•	•	•	•
Selected statistics			•	•
Scan thickness bar graph			•	•
Run Chart			•	•
Readings and Differential				•
B-Scan cross sectional display				•
Selectable Reading Resolution				
Lo; ie 0.1mm, 10m/s	•	•	•	•
Hi; ie 0.01mm, 1m/s			•	•
On Screen Statistics				
Number of readings n; mean average \bar{x} ; standard deviation σ			•	•
Lowest reading Lo; Highest reading Hi			•	•
Low limit value				•
High limit value				•
Number of readings below low limit				•
Number of readings above high limit				•
Nominal Value x				•
Range				•
Calibration Options				
Zero set: using the integral zero disc	•	•	•	•
1 - point		•	•	•
2 - point			•	•
Material selection; present choice of 39 materials		•	•	•
Factory; resets to the factory calibration		•	•	•
Velocity (speed of sound)			•	•
Known thickness value			•	•

Calibration Features				
Calibration lock: with optional PIN code unlock			•	•
Test calibration feature			•	•
Calibration memories: 3 - programmable memories				•
Measurement outside calibration warning			•	•
Data Logging				
Number of readings			1,500	100,000
Number of batches			1	1,000
Reading save function			•	•
Sequential batching; a listed-based storage of readings			•	•
Grid batching; reading storage in a 2 dimensional array				•
Fixed batch size mode; with batch linking				•
Obstruct entry; add 'obstruct' label into grid location				•
Delete last reading			•	•
Date & time stamp			•	•
Review, clear & delete batches			•	•
Alpha numeric batch names; user definable				•
Copy batches and calibration settings				•
Live reading trend graph in batching mode				•
Batch review graph				•
Data Output				
USB; to computer	•	•	•	•
Bluetooth® to computer, Android™ & iOS devices			•	•
ElcoMaster® Software			•	•
Transducer Probe Type				
Dual element	•	•	•	•
Auto transducer recognition				
	•	•	•	•
Auto V-path correction				
	•	•	•	•
Battery Type				
			2 x AA	
Battery Life (approximate) ⁶				
Alkaline: 15 hours	•	•	•	•
Lithium: 28 hours	•	•	•	•
Operating Temperature				
			-10 to 50°C	
Size (w x h x d)				
			145 x 73 x 37mm	
Weight (including batteries, without transducer)				
			210g	
Part Number (with Transducer) ⁷				
	MTG2-TXC	MTG4-TXC	MTG6DL-TXC	MTG8BDL-TXC
Part Number (gauge only)				
		MTG4	MTG6DL	MTG8BDL

1 Internet connection required

2 The Elcometer MTG range is extendable within 60 days from date of purchase, free of charge to two years

3 User selectable default setting in scan mode is 16 Hz

4 Dependent on the material being measured and the transducer being used

5 On steel

6 Supplied with Alkaline, Lithium and rechargeable can be used with the gauges, continuous use at 1 reading per second.

7 5MHz 1/4" right angle transducer supplied

Packing List

Elcometer MTG6DL Ultrasonic Material Thickness Gauge
5Mhz 1/4" Right Angle Dual Element Transducer (MTG6-TXC only)
Couplant
Wrist harness
3 x screen protector
Protective case
Plastic transit case
2 x AA batteries
Calibration certificate
USB cable
ElcoMaster® Software
Operating instructions



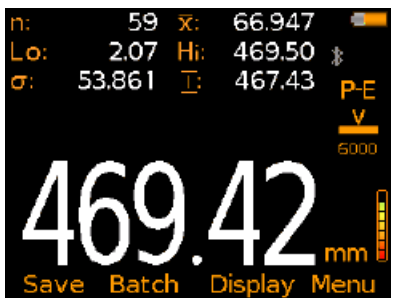
Displays explained

The MTG range has a choice of measurement modes allowing the user to select the most appropriate for their application.



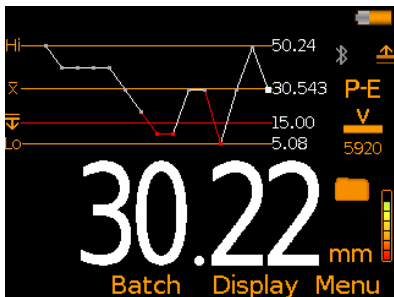
The Display

All gauges have a fully customisable, scratch and solvent resistant colour LCD display. Measurement modes available include Pulsed-Echo (P-E), Echo-Echo ThruPaint™ (E-E) and Velocity mode (for more information on measurement modes, see page 19). A choice of measurement units are available, depending on the measurement mode selected. A stability indicator shows clearly both the strength and reliability of the ultrasonic signal.



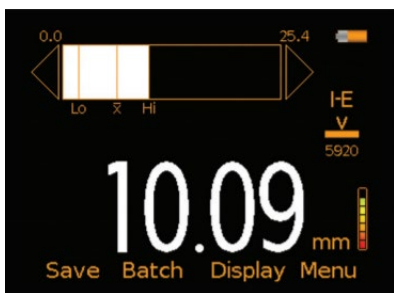
On Screen Statistics

Up to 8 statistical values can be displayed from a choice of number of readings (n), lowest, highest and average reading (Hi, Lo, \bar{x}), standard deviation (σ), low and high limit values, nominal value and range.



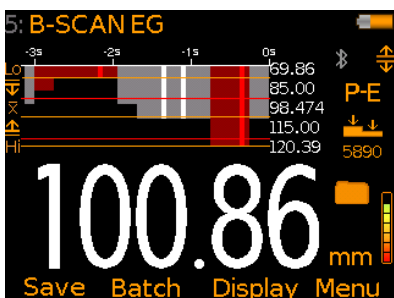
Run Chart

A trend graph of the last 20 readings, showing the variation in material thickness over the test area. The graph is updated automatically as each reading is taken and any readings outside the set and enabled limits are displayed in red thus allowing the user to easily identify areas where corrosion may be present or the material is too thick for purpose.



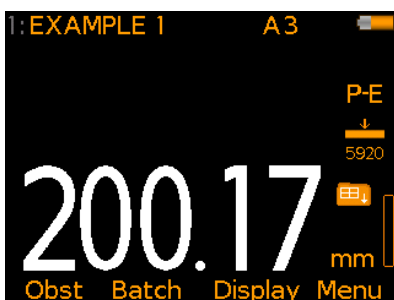
Bar Graph

Bar Graph An analogue representation of the current measurement value together with the highest (Hi), lowest (Lo) and average (\bar{x}) reading. The graph is updated automatically when each reading is taken.



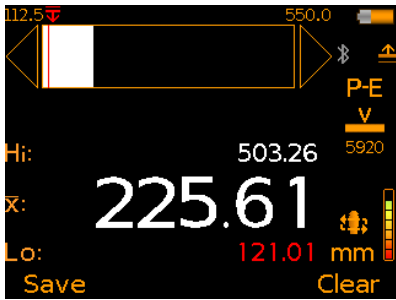
B-Scan Reading (only MTG8BDL)

A time based, cross sectional 2D block, graphical view of the material under test, ideal for relative depth analysis. The zoom of the B-Scan reading can be set automatically or can be defined by the user to focus on areas of interest.



Sequential or Grid Batching (only MTG8BDL)

Individual readings can be stored in up to 1,000 sequential or grid type, alpha-numeric batches, together with date and time stamp and reading location*. Users have the option to view batch readings, statistics and a graph of all readings stored with the batch. The obstruction feature (Obst)*, allows the user to record areas where measurements could not be taken.



Scan Mode

When enabled, users can slide the transducer over a large surface area whilst the gauge takes readings at a rate of 16 Hz (16 readings per second). During each scan, the live thickness is displayed together with an analogue bar graph showing the thickness relative to the set nominal and any user defined limits, with audible and visual warnings if any readings fall outside set limits. When the transducer is lifted off the surface, the average, lowest and highest thickness value is displayed making scan mode ideal for checking a sample's overall uniformity.



Differential Mode (only MTG8BDL)

Once a user defined nominal thickness value has been set, the gauge displays the measured thickness together with the variation from the set nominal value thus indicating areas of the material which are thinner or thicker than expected.



Velocity Mode (VM)

Velocity mode measures the speed of sound of materials and is ideal for determining the homogeneity of a material/ally and the correct velocity of a material for calibration.

Video



YouTube Video - How to measure material thickness using the Elcometer MTG6 Ultrasonic Thickness Gauge
 (Click on the image to the left to view the video)

Capable of measuring almost any coated or uncoated material, for a wide range of applications – including steel pipelines and storage tanks, porcelain basins, plastic piping, or rubber linings

Total Quality Assurance

(see separate Datasheet for more info)

Professional inspection reports provide a competitive advantage in today's industrial environment.

ElcoMaster® Data Management Software is a fast, easy to use software solution for all your reporting requirements.



ElcoMaster Data Management Software at a Glance:

- **Easy to connect** - Using the ElcoMaster® gauge wizard, connecting a gauge & downloading data (via Bluetooth or USB) is fast and easy
- **Import existing reports** - Scan your existing report into ElcoMaster® and drag & drop all your data where you want it, then simply save and print
- **Export, print or send** - Export, print, .pdf or email directly from ElcoMaster® at the click of a button
- **Cloud** - Multi-site access through secure cloud

