

Elcometer 145 Dust Tape Roller

Can be used in accordance with:
BS EN ISO 8502-3 (BS 7079-B3:1993)



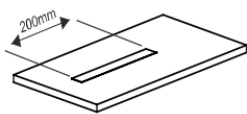
The Elcometer 145 Dust Tape Roller is used in conjunction with the Elcometer 142 Dust Tape Test kit to assess the quantity and size of dust particles on surfaces prepared for painting.

The Dust Tape Roller presses the Elcometer 142 Dust Tape to the surface using a controlled constant force as required by BS EN ISO 8502-3 (BS 7079-B3:1993).

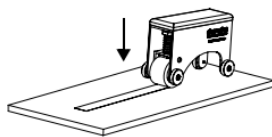
Technical Specifications

Part Number	Description
E145----1	Elcometer 145 Dust Tape Roller
Load Exerted	39.2 to 49.0 N, when spring fully depressed
Dimensions	160 x 70 x 110mm
Weight	615g

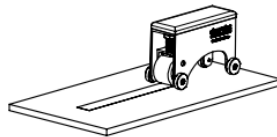
Test Method



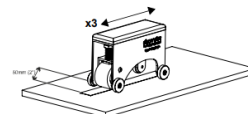
Remove approximately 200mm of tape from the Elcometer 142 Dust Tape Kit



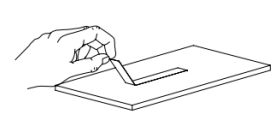
Place on surface to be tested.



Place the roller on the tape (at one end) and push down so all 4 wheels are on the substrate.



Move backwards and forwards over the tape three times in each direction, each stroke taking for 5-6 seconds leaving approximately 50mm free.



Remove tape and assess using the Elcometer 142 Dust Tape Kit.

Packing List

Elcometer 145 Dust Tape Roller
Operating Instructions